



**America's Favorite  
Lift Chair for Over  
20 Years with  
a New Look  
& Feel!**



Comforter Medium  
PR535M  
shown in Port



MAXI  
**COMFORT™**  
*Ultimate Recline Technology*

**SMALL TO TALL, WE BUILD THEM ALL!**



 Comforter Petite/Small  
PR535-PSA



 Comforter Large  
PR535L



 Comforter Tall  
PR535T



Comforter Medium  
PR535-M26

**MaxiComfort™  
Series  
PR535**


An old favorite meets new upgrades in the MaxiComforter power lift recliner! Our long-standing, Small-to-Tall size collection now features a contemporary design and plush fabric offerings! Refreshed features include a new arm style with additional padding for more comfort and value, extended arms to provide better ease of use while entering or exiting the chair while lifted, a new back style for maximum comfort, and a tasteful new seam design. Plus, Golden's most sought-after signature seat for the utmost in support and comfort. Available in luxurious chenille fabrics with a new upgraded stain defense. Comfort comes from custom tailoring. Find your size today!

**Mobility Plus of Jacksonville**











**Call Today! (904) 903-7759**











\* upcharge applies

 = *pocketed coil spring seat std.*







**PR535  
PSA & L  
FABRICS**

-   Anchor
-   Bittersweet
-   Sandstorm
-   Oxford
-   Port













**PR535 T  
FABRICS**

-   Anchor
-   Bittersweet
-   Sandstorm
-   Coffee Bean\*

**PR535 M26  
FABRICS**

-   Anchor
-   Bittersweet
-   Sandstorm

**PR535 M  
FABRICS**

-   Anchor
-   Bittersweet
-   Sandstorm
-   Oxford
-   Port
-   Coffee Bean\*

# MAXI COMFORT™ SERIES

|  | Comforter    | Comforter   | Comforter   | Comforter           | Comforter   |
|--|--------------|-------------|-------------|---------------------|-------------|
| Model Number   | PR535-PSA    | PR535M      | PR535L      | PR535T              | PR535-M26   |
| Size   | Petite/Small | Medium      | Large       | Tall                | Medium      |
| Weight Capacity  | 375 LBS      | 375 LBS     | 375 LBS     | 375 LBS             | 500 LBS     |
| Positioning  | MaxiComfort  | MaxiComfort | MaxiComfort | MaxiComfort         | MaxiComfort |
| Twilight Technology  | NO           | NO          | NO          | NO                  | NO          |
| Chaise Seat  | YES          | YES         | YES         | YES                 | YES         |
| Pocketed Coil Seat   | YES          | YES         | YES         | YES                 | NO          |
| Back Type  | Seam         | Seam        | Seam        | Seam                | Seam        |
| Removable Back Option  | NO           | NO          | NO          | NO                  | NO          |
| Head Rest Cover  | YES          | YES         | YES         | YES                 | YES         |
| Arm Rest Covers  | YES          | YES         | YES         | YES                 | YES         |
| Overall Width  | 32"          | 32"         | 34"         | 34"                 | 37"         |
| Overall Height   | 40"          | 42"         | 43"         | 48"                 | 45"         |
| Width Between Arms   | 20"          | 20"         | 22"         | 22"                 | 27"         |
| Floor to Top of Seat   | 20"          | 20"         | 21"         | 23"                 | 20"         |
| Seat Depth   | 19"          | 19"         | 21"         | 21"                 | 20"         |
| Seat to Top of Back  | 26"          | 27"         | 29"         | 31"                 | 30"         |
| Seat to Top of Arm   | 6"           | 5"          | 6"          | 6"                  | 5"          |
| Seat Angle Raised  | 15°          | 15°         | 15°         | 15°                 | 10°         |
| Floor to Top of Foot Rest Reclined                             | 23"          | 23"         | 24"         | 23"                 | 24"         |
| Distance Required from Wall Reclined                           | 22"          | 23"         | 25"         | 26"                 | 25"         |
| Extension reclined from Back of Seat to end of Foot Rest       | 40"          | 41"         | 42"         | 45"                 | 43"         |
| Life Time Warranty, Chair Frame, Lift Frame, Recline Mechanism | YES          | YES         | YES         | YES                 | YES         |
| Warranty on Electrical Parts                                   | 3 Yrs.       | 3 Yrs.      | 3 Yrs.      | 3 Yrs.              | 3 Yrs.      |
| Pro Rated Years 4 Thru 7                                       | YES          | YES         | YES         | YES                 | YES         |
| Warranty on Mechanical Labor                                   | 3 Yrs.       | 3 Yrs.      | 3 Yrs.      | 3 Yrs.              | 3 Yrs.      |
| Warranty on Electrical Labor                                   | 1 Yr.        | 1 Yr.       | 1 Yr.       | 1 Yr.               | 1 Yr.       |
| Customizable*  | NO           | NO          | NO          | NO                  | NO          |
| Hand Control Routing   | Inside Arm   | Inside Arm  | Inside Arm  | Inside Arm          | Inside Arm  |
| Extra Pocket Option  | Standard     | Standard    | Standard    | Standard            | Standard    |
| Heat & Massage Option  | YES          | YES         | YES         | YES                 | YES         |
| Power Pillow Option  | NO           | NO          | NO          | NO                  | NO          |
| Power Adjustable Lumbar Option                                 | NO           | NO          | NO          | NO </td <td>NO</td> | NO          |
| AutoFlex Option  | NO           | NO          | NO          | NO                  | NO          |
| Foot Rest Extension Option                                     | YES          | YES         | YES         | YES                 | NO          |
| Straight Lift Option   | NO           | NO          | NO          | NO                  | NO          |
| USB Charging Port  | NO           | NO          | NO          | NO                  | NO          |
| Place of Origin  | USA          | USA         | USA         | USA                 | USA         |

\* See Customize Chart for Dimension limits  
 Sizes may vary depending on fabric, filling material, upholstery and carpet thickness.  
 All measurements taken on concrete floor using levels and metal rulers.



PR535M shown in Brisa Coffee Bean



**Pocketed  
Coil Spring  
Seat Standard!\***

\*Not available on PR535-M26



**Smart Tek**

In the event of a malfunction, our patented SmartTek™ diagnostic system enables you to get your lift chair up and running quickly.

Literature is current at time of printing.  
 Golden Technologies reserves the right to make changes to the product or literature at any time.



Complies with  
 UL 73 and  
 CSA C22.2 No. 68



**Mobility Plus of Jacksonville**

**Call Today! (904) 903-7759**